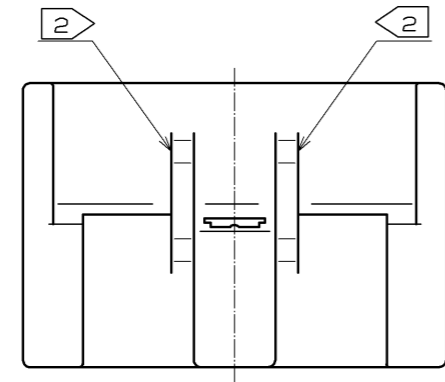
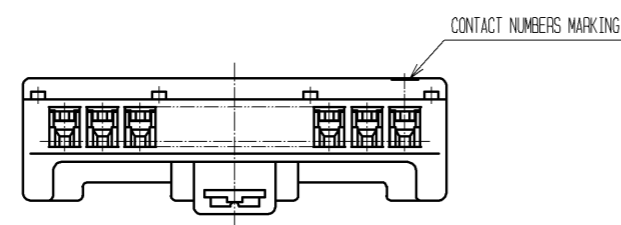
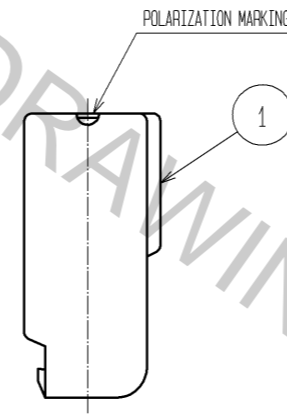
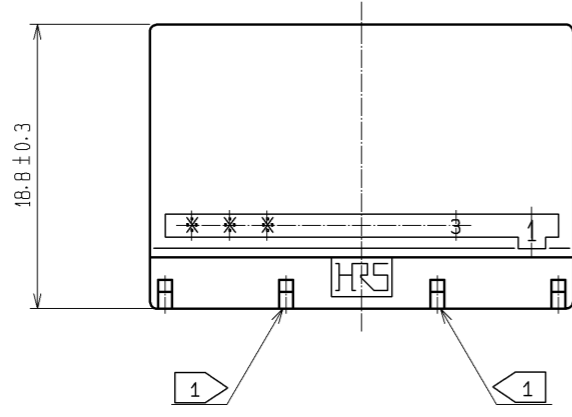
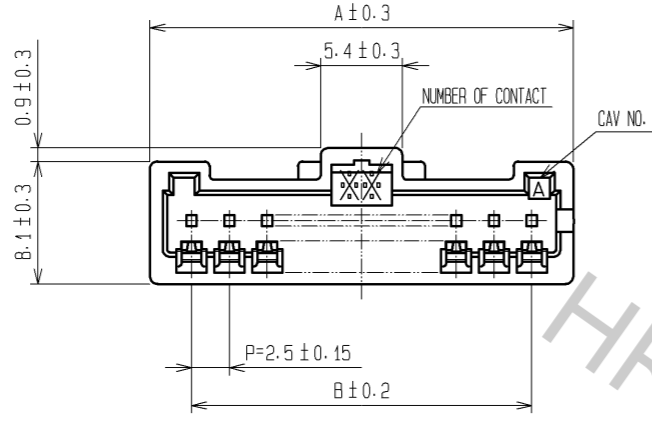
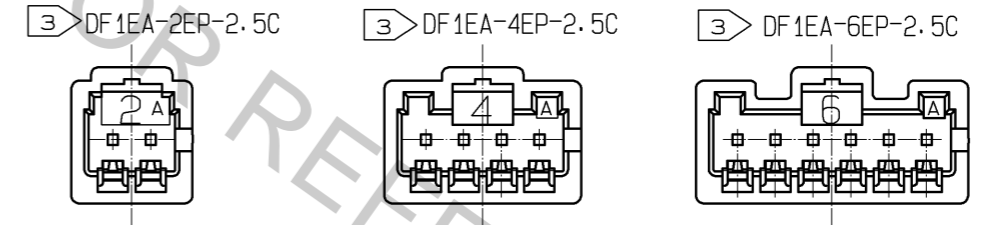


May.1.2017 Copyright 2017 HIROSE ELECTRIC CO., LTD. All Rights Reserved.



PART NO.	CODE NO.	NUMBER OF CONTACT	A	B
DF1EA- 2EP-2.5C	CL541-0957-5	2	8.0	2.5
DF1EA- 3EP-2.5C	CL541-0958-8	3	10.5	5.0
DF1EA- 4EP-2.5C	CL541-0959-0	4	13.0	7.5
DF1EA- 5EP-2.5C	CL541-0960-0	5	15.5	10.0
DF1EA- 6EP-2.5C	CL541-0961-2	6	18.0	12.5
DF1EA- 7EP-2.5C	CL541-0962-5	7	20.5	15.0
DF1EA- 8EP-2.5C	CL541-0963-8	8	23.0	17.5
DF1EA- 9EP-2.5C	CL541-0964-0	9	25.5	20.0
DF1EA-10EP-2.5C	CL541-0965-3	10	28.0	22.5



- NOTES
- 1 FOR 2 TO 5 POS., A PROTRUSION FOR RETAINER ATTACHMENT IS PROVIDED AT THE TWO POSITIONS.
 - 2 NO RAISE FOR 2 TO 7 POS.
 - 3 SHOWS CONFIGURATION OF 2, 4 AND 6 POS.

NO.	MATERIAL	FINISH . REMARKS	NO.	MATERIAL	FINISH . REMARKS	
			1	POLYAMIDE	WHITE(NATURAL), UL94V-0	
UNITS mm		SCALE 2 : 1	COUNT 	DESIGNED	CHECKED	DATE
HRS HIROSE ELECTRIC CO., LTD.		APPROVED : KI. AKIYAMA	10.06.29	DRAWING NO. EDC3-161950-01		
		CHECKED : HK. UMEHARA	10.06.29	PART NO. DF1EA-*EP-2.5C		
		DESIGNED : HT. SATO	10.06.29	CODE NO. CL541		
		DRAWN : MI. SAKIMURA	10.06.22			1/1